



2017

AMERICAN YOUTH  
SOCCER ORGANIZATION

# AYSO National Program

US Soccer  
Player Development Initiative:  
**Referee Implementation**



# Purpose

- Provide brief explanation of PDI
- Provide guidance to referees in how to administer matches impacted by the adoption of the PDI

# PDI Focus On Player Development

- Development over winning
- Create environment for player success
- Program uniform across US
- Reduce advantage of strongest/fastest
- Increase technical skills
- Keep ball on ground

# AYSO National Rules Update

## I.J. THROW-INS

1. For 6U to 8U, the throw-in is replaced with the pass-in. Opposing players must be at least two yards from the ball until it is kicked.
2. Training of throw-in technique may begin at 9U and up.

# AYSO National Rules Update

## I.K. GOALKEEPER PUNTS

1. For 9U to 12U, the goalkeeper shall not punt the ball.
2. An indirect kick will be awarded to the opposing team at the spot of the offense if a goalkeeper for 9U to 12U deliberately punts the ball during a match.
3. An indirect free kick awarded to the attacking team inside the opposing team's goal area must be taken on the goal area line at the point nearest to where the goalkeeper punted the ball.

# AYSO National Rules Update

## I.L. BUILD-OUT LINE (9U AND 10U)

1. The build-out line shall be placed across the field equidistant between the top of the penalty area and the halfway line.
2. The opposing team must move behind the build-out line for a goal kick or when the goalkeeper has possession. At any time, the goalkeeper may pass, throw or roll the ball to a teammate who is on goal side of the build-out line.

# AYSO National Rules Update

## I.L. BUILD-OUT LINE (9U AND 10U)

3. The goalkeeper or the player taking the goal kick does not have to wait for the opposing players to move behind the build-out line. The play from the goalkeeper or from the goal kick must be played to a teammate behind the build-out line. After the ball is put into play, the opposing team can then cross the build-out line and play may resume as normal. The first touch is from the goal kick or the pass from the goalkeeper.

# AYSO National Rules Update

## I.L. BUILD-OUT LINE (9U AND 10U)

4. The build-out line shall be used as the line to determine offside. Players cannot be penalized for an offside offense between the halfway line and the build-out line.



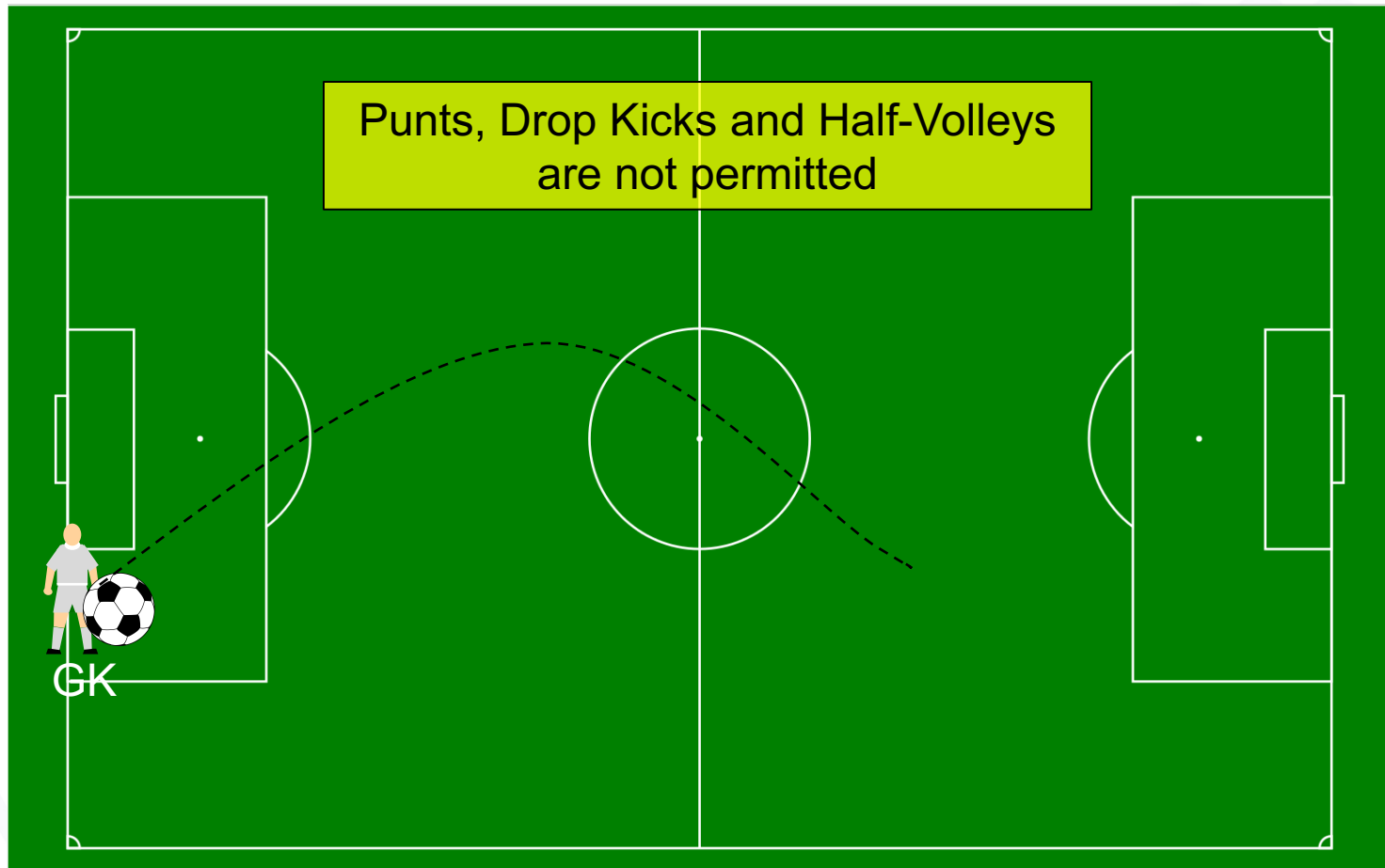
# PDI Impact on Game

- Use small-sided games in 6U through 12U (AYSO has done this for several years)
- Move to birth year registration
- Modify 10U and 12U to promote build up of play and enhance technical skills

# Focus on Administering 10U and 12U Matches

- No significant impact to referee duties in 6U and 8U
- Goalkeeper punts are now NOT allowed in 9U through 12U
- In addition 9U and 10U has Build-out Line (BOL) to promote development of technical skills

# GK Punts Are Prohibited in 9U through 12U



# How Does GK Put Ball Into Play? (9U through 12U)

- With ball in possession (in hands), the GK must put ball into play by throw, roll, or pass
  - Punts (drop kicks, etc) are not permitted
  - Per LOTG the GK may not be challenged when ball in his/her hands
  - Ball is “in play” when released from GK hands

# Goalkeeper Punt Infraction (9U through 12U)

- If GK punts ball:
  - Referee stops play and awards IFK to opponents at location where GK punted ball
  - If GK was inside Goal Area, the ball is placed on the Goal Area Line, parallel to the Goal Line, closest to the punt location
  - Repeated Infractions should not be considered as part of Persistent Infringement misconduct

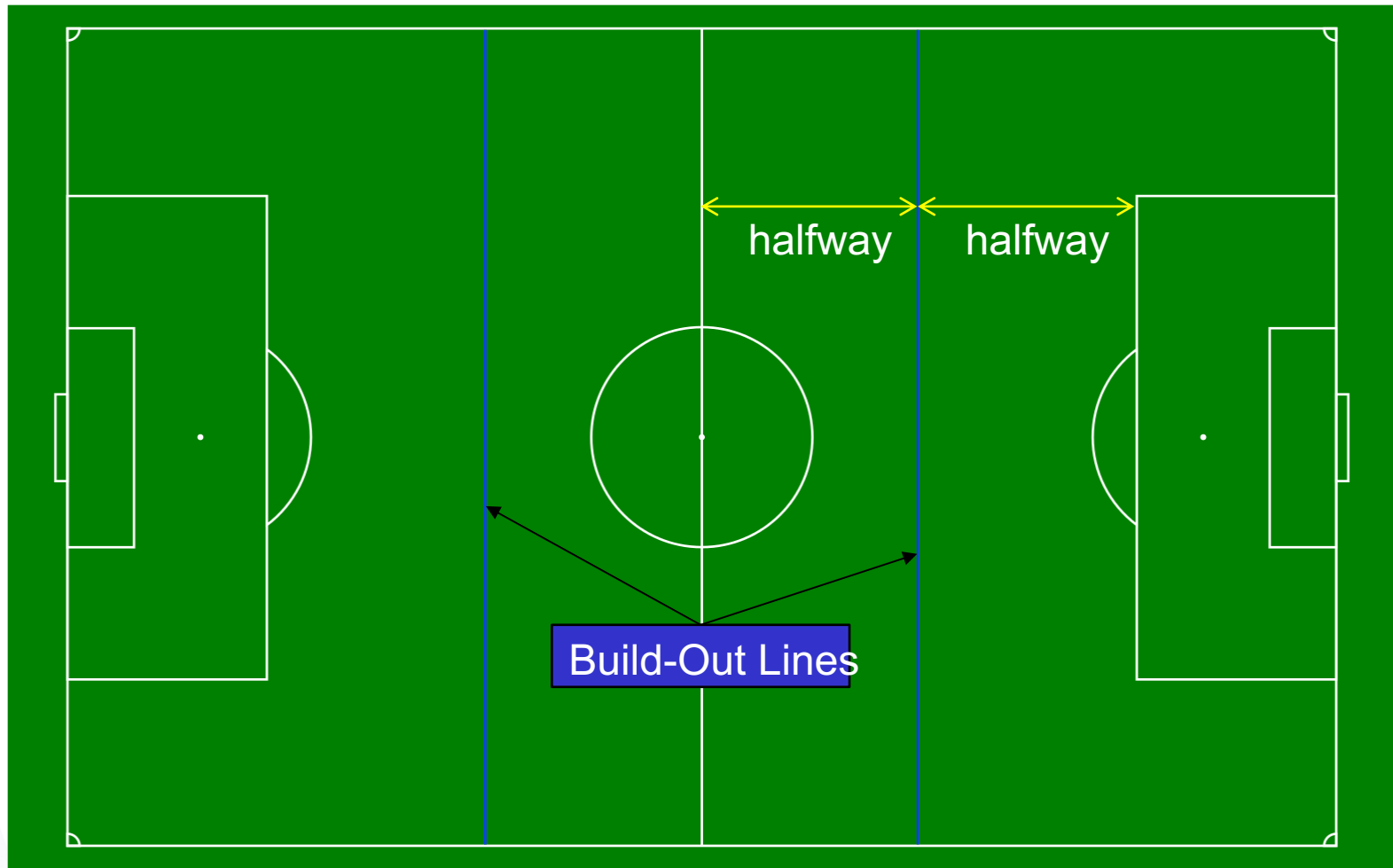
# What about other saves by GK? (9U through 12U)

- If GK kicks/punches ball rather than trying to collect ball with hands, then play continues as usual

# 9U and 10U Build-Out Line (BOL)

- 10U matches now include BOL to help promote development of player skills
- BOL only impacts these three situations:
  - Goalkeeper putting ball into play after possessing in hands
  - Offside
  - Goal Kicks

# 9U and 10U Build-Out Line





# 9U and 10U Build-Out Line

- Located halfway between the halfway line and penalty area line parallel to the goal line
- Line may be solid, dashed, or simply marked by cones (or flags) off the field
  - Referee needs to know how line is marked prior to match
  - Good practice to remind players/coaches prior to match

# 9U and 10U Build-Out Line

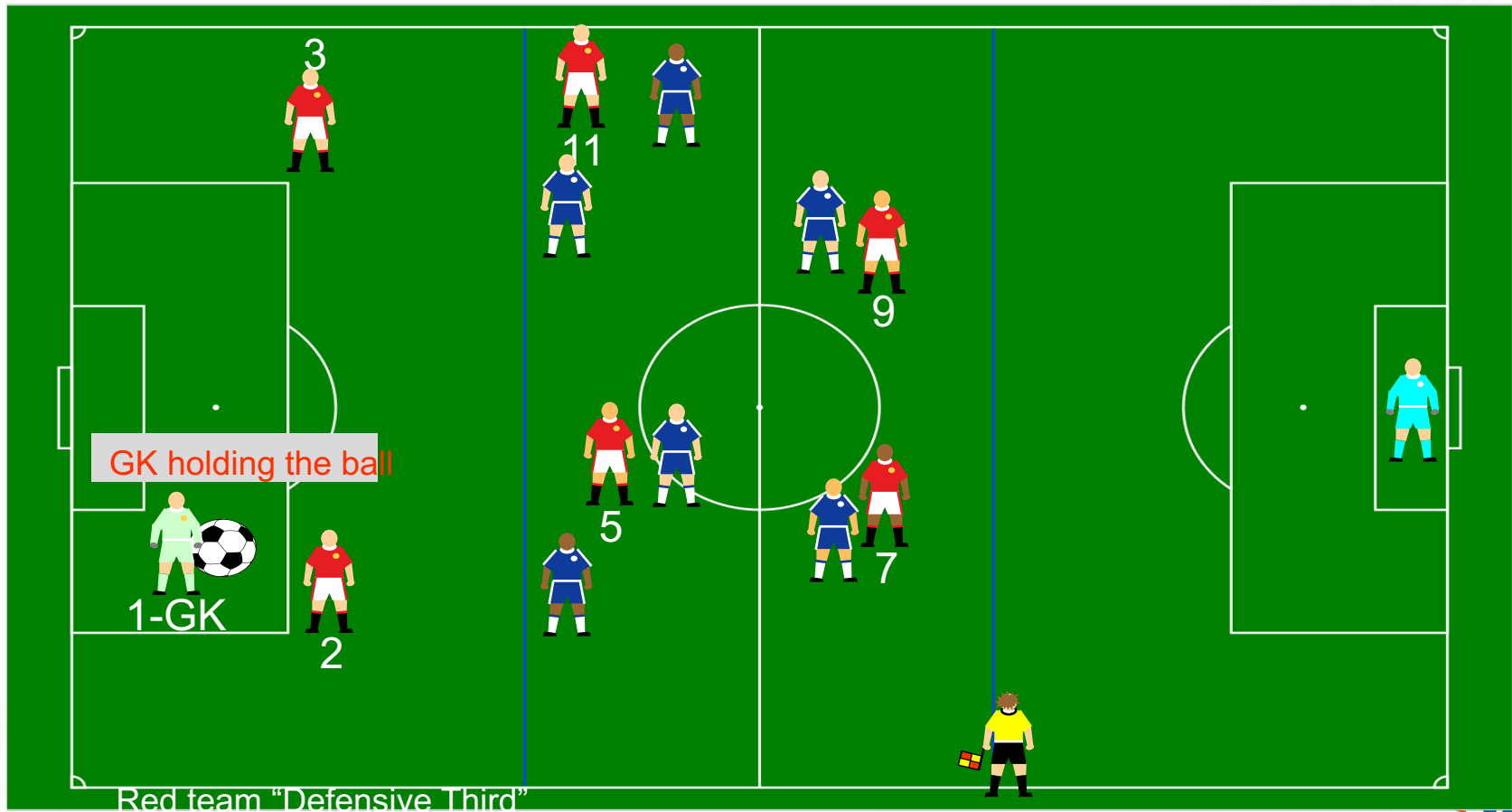
## Basic Concept

- Putting the ball into play from a Goal Kick or from the Goalkeeper's hands requires that the player putting the ball into play attempt to pass the ball to a teammate on the same side (goal-side) of the BOL
  - Promotes development of skills
- In the same vein the BOL replaces the halfway line in the judgement of offside infractions
  - Allows attacking team more room to develop attack

# BOL Does Not Restrict Player Location During Normal Play



# Opponents MUST Move Behind BOL When GK Gets Possession



# BOL and Goalkeeper Possession

- During normal play there is no restriction on player location
- When GK gains possession of ball with hands:
  - Opponents must retreat behind BOL
  - GK has option to put ball into play without waiting for opponents to retreat

# Goalkeeper Putting Ball into Play

- GK must throw, roll, or pass ball to teammate standing on goal-side of BOL
  - GK may dribble the ball out beyond the BOL; GK may not punt the ball
- Infraction: Ball deliberately thrown, rolled, or passed beyond BOL
  - Stop play, restart play with IFK for opponents at the location where the Goalkeeper released the ball into play
  - If, in Referee's opinion, the infraction was not deliberate then play continues
  - Repeated infractions should not be considered as part of Persistent Infringement misconduct

# Putting Ball into Play: Other Considerations

- GK does not need to wait for opponents to retreat; takes risk of interception
- **Referee should encourage opponents to retreat**
  - GK has “6-seconds” to put ball into play after opponents have retreated across BOL (not commonly enforced in IOU – vocally encourage GK to put ball into play)
- If ball goes directly out of play without crossing BOL, then restart with TI or CK as appropriate

# Putting Ball Into Play: Opponent Considerations

- Opponents may cross the BOL as soon as the ball is released from the GK's hands
  - Do not have to wait for it to reach intended target player
- Infraction: opponents cross BOL before GK releases ball
  - Hold up play, ask opponent to retreat, and then continue play (if necessary to stop play, then restart with Dropped ball to Goalkeeper)
  - Use judgement and don't interfere for trifling infraction
  - Repeated infractions should not be considered as part of Persistent Infringement misconduct



# Opponents MUST Move Behind BOL for Goal Kick

## BOL for Goal Kick



# Putting Ball Into Play From Goal Kick

- Player taking Goal Kick must attempt to pass ball to teammate standing on goal side of BOL
- Infraction: Ball deliberately kicked beyond BOL
  - Referee stops play and awards IFK to opponents on Goal Area Line, parallel to Goal Line, closest to where the Goal Kick was initially taken
  - If, in Referee's opinion, the infraction was not deliberate then play continues
  - Repeated infractions should not be considered as part of Persistent Infringement misconduct

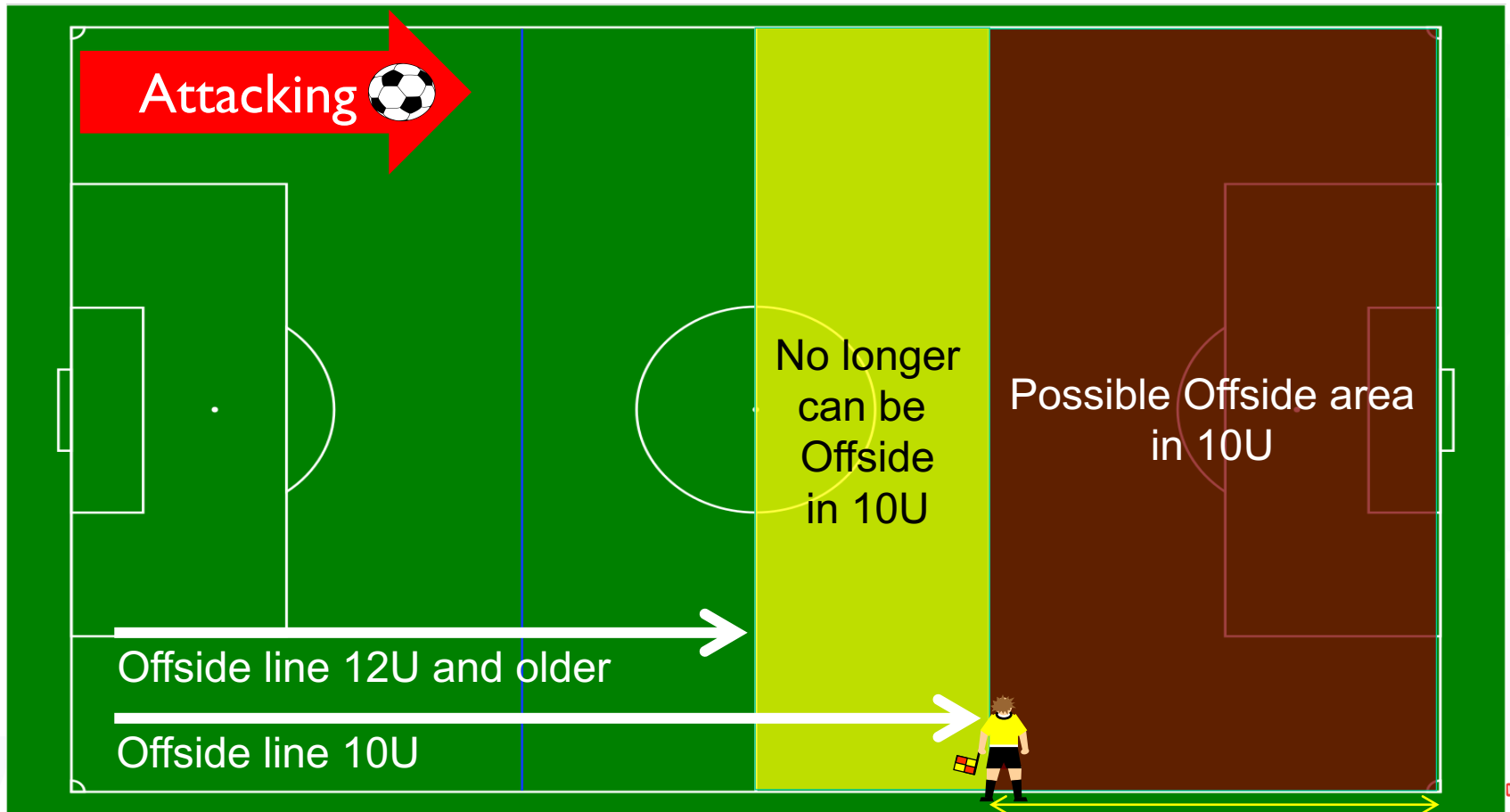
# Putting Ball into Play from Goal Kick: Other Considerations

- Referee should encourage opponents to retreat
- Player taking Goal Kick does not need to wait for opponents to retreat; takes risk of interception
- If ball kicked directly out of play without crossing BOL then restart with TI or CK as appropriate

# Putting Ball into Play from Goal Kick: Opponent Considerations

- Opponents may cross BOL as soon as ball is kicked
  - Per LOTG ball is not in play until it exits penalty area
- Infraction: Opponents cross BOL before kick is taken
  - Referee stops play; asks opponents to retreat, then Goal Kick is retaken
  - Repeated infractions should not be considered as part of Persistent Infringement misconduct

# BOL Limits Location of Offside Position



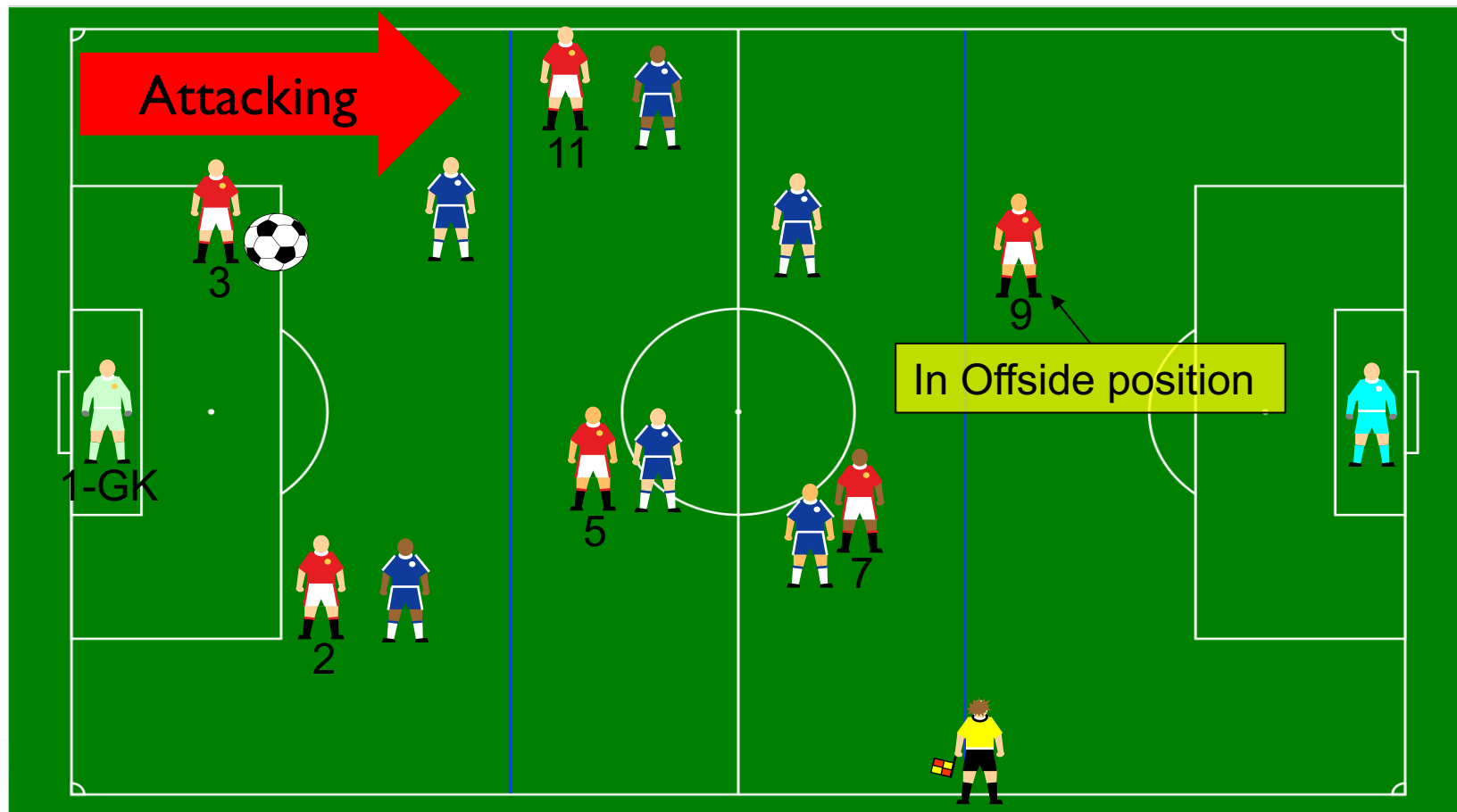
# BOL and Offside

- The area of potential offside infractions is defined by the BOL and the closest goal line.
- The BOL replaces the Halfway Line as the boundary where offside infractions are considered

# BOL Defines Potential Offside Infractions



# BOL Defines Potential Offside Infractions





# Summary

- Goalkeeper punts NOT allowed in 9U through 12U
- Build-Out Line used in 9U and 10U to help reduce pressure and promote attacking skills development
  - Impacts offside, goal kicks, goalkeeper possession
- Work with the coaches to address repeated infractions

# Acknowledgements

- We wish to thank Rich McGuire, I0/E/4, for much of the graphical content

